



InteliClean

Intelligent Hygiene Systems

Complete Range



V2023 COMPLETE


Australia's most advanced bidet system is finally here. This fully certified bidet does not require additional backflow device for installation. And it is packed with features previously not available.




The IntelliClean Air 9000 Series has all the standard features, such as: bottom wash, ladies wash, air dryer, enema spray and child function. Advanced features of this bidet include a multi-position, 5-step nozzle adjustment as well as pulse and oscillate settings to provide a much cleaner wash. This bidet is made for ease of use.



Rear wash



Ladies wash




Enema wash




Air dryer




Heated Seat



5 step adjust



Pulse & Oscillate



Deodoriser



You are never perfectly clean with toilet paper.



Remote control

Can be wall mounted or held in hand.

Advanced technology has allowed so many features and functions to be compressed in to a simple slimline design.

Power usage

Economy mode.

With normal use, this bidet will only cost \$12.00 per year for electricity.
That's less than 4 cents per day.





Advanced seat design

180kg weight rating.

Unlike other bidets on the market that only hold up to 120KG.

Lid safety features

A soft close lid that is safe to sit on.

Previously unheard of, this lid is designed to allow a person to sit on the lid without causing damage.



Advanced cleaning

Quick release function.

Can be removed with just the press of a button to allow for cleaning under the bidet.

The bidet can also be operated by buttons on the side.

Designed with the user in mind, this machine can withstand substantial mass with its 180KG weight rating and sit on lid.

For easy cleaning, just press the quick release button and the bidet will slide straight off.



Child settings

Designed for all ages.

Automatically adjusts when the child button is pressed, reducing pressure and temperature.

Anti-microbial plastic

Repels germs.

The materials used throughout this bidet are highly efficient at protecting against bacteria, fungi, viruses and germs. Acting as a non-toxic health barrier.





MF Filter

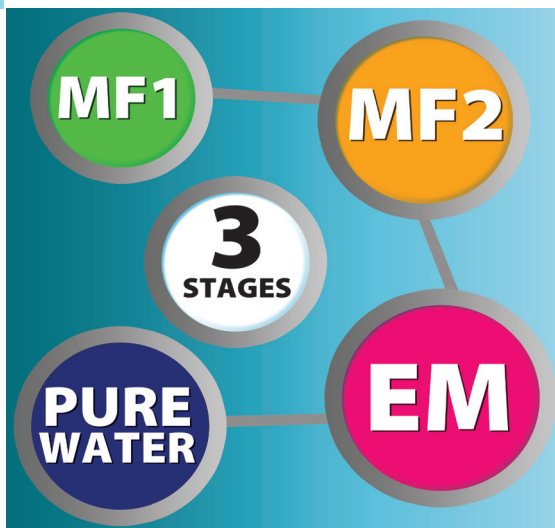
2 Stage External Filter.

1. The sediment filter removes particles from the water before it enters the bidet. Protecting your internal heating systems.
2. Water then passes through the ceramic balls, collecting silver ions that attack bacteria, germs and viruses.

EM Ceramics

Final Stage of Purification.

3. The activated ceramics restructure the water molecules providing a superior cleansing action, helping to absorb toxins and impurities as it washes you.



Virus and Germ Removal

3 stage protection system.

The IntelliClean series bidet is the only bidet in Australia to provide a 3 stage protection system. Providing a safer, cleaner and more hygienic wash than any other bidet system on the market.



Warranty

2 years full replacement.

If anything goes wrong with the internal elements of your bidet, it may be replaced free of charge. T&C's apply.

Visit InteliClean.com.au/warranty for more info.

Toilet Compatibility

Standard

A: 490mm or above

B: 135-195mm

C: 320-330mm*

D: 420mm or above

*Porcelain may show on fittings under 330mm.
C measurement is 310mm without shroud.



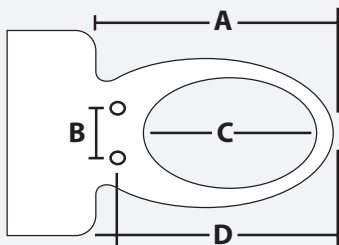
Write your measurements here:

A

B

C

D



Toilet Compatibility

Elongated

A: 510mm or above

B: 135-195mm

C: 350mm or above*

D: 440mm or above

*C measurement is 330mm without shroud.

Top or Bottom fixing bolt options available.

To be installed by a licensed plumber. Power point and external tap required.
Water Pressure 100-680KPA.



The Inteliclean Air 9000 Series is compatible with all of our recommended health care accessories. The versatility for users along with its slimline design and integral high hazard backflow device makes the Air 9000 Series the most advanced bidet available in Australia today.



Raisers



Support Arms



Bariatric Arms



Endeavour Arms



Pee Guard



Aerolet Lift



Raisers

50mm & 80mm available.

The IntelliClean bidet automatically raises the seat height by 40mm. Integrating the bidet with raisers allows the user to have their toilet raised an additional 50 to 80mm.

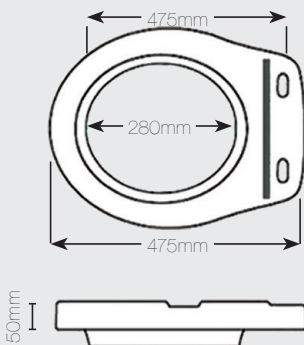
Tested to hold up to 250KG.

Our 50mm and 80mm raisers can be used alone or in combination with the 3 in 1 or bariatric arms.

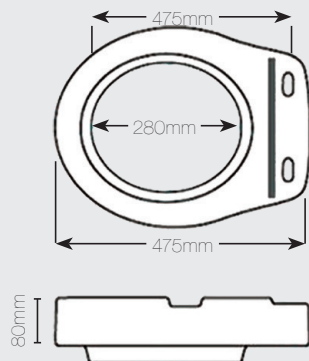
Raisers are simple to use, removable and cause no damage to the bathroom.



50mm Raiser



80mm Raiser





Removable Arms

Adjusts 3 ways.

Attaches directly to toilet. Arms can be splayed, vertical or folded down. Can be used alone or with raisers.

Tested to hold up to 120KG.

Bariatric Arms

Support for larger builds.

Free standing feet with rubber grips allows the bariatric arms to be supported by the floor as opposed to the toilet itself. Can be used alone or with spacers.

Tested to hold up to 250KG.



Endeavour Arms

Extra height system.

This removable, all in one arms and raiser package can adjust the height between 50mm and 150mm. The arms can be removed or folded backwards.



Pee Guard

Preventing accidents.

The Pee guard easily attaches and detaches from the toilet. Fully integrates with the Air 9000 Series bidet and accessories, the pee guard prevents accidents when men are seated on the toilet.

Aerolet

Toilet Lift

The user presses the button on the arm and the seat begins to raise, when the person feels that the seat has reached a height that is comfortable they just release the button and move away.

When going to the toilet simply lean against the seat and then press the down button and the Aerolet lift will lower them unto the toilet with ease.



To access IntelliClean
installation manuals
and videos, **scan here**



Or **click here.**



This product is approved for funding.



Queensland
Government



TasEquip

DVA cards accept

Section 1: Client Information

First Name		Middle Name	
Last Name		Phone Number	
Postal Address			
Suburb	Postal Code	State	Client Height/Weight
Email			
Additional Information			

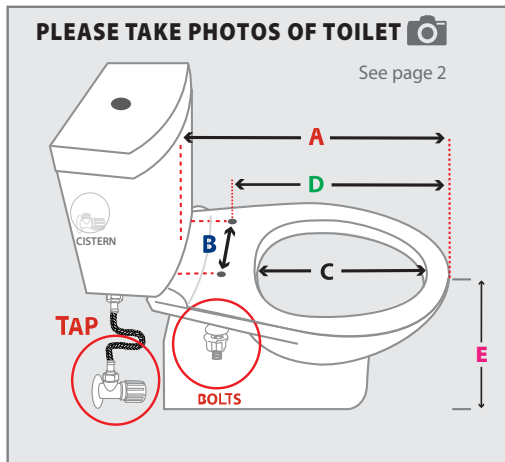
Section 2: Funding Information

Fund Group	DVA <input type="radio"/>	NDIS <input type="radio"/>	Home Care Package <input type="radio"/>	Other <input type="radio"/>	
DVA File number		NDIS Number		DOB	
Plan Start Date		Plan Finish Date		Funding Group	
Email					

Section 3: Prescribing Therapist

Occupational Therapist		Phone Number	
Email			
Suburb	Postal Code	State	

Section 4: Toilet Measurements - all measurements are essential: [CLICK HERE FOR TOILET MEASURING GUIDE](#)



A*		MM
B		MM
C		MM
D		MM
E		MM

Where is the water tap located?	<input type="checkbox"/> On Wall	<input type="checkbox"/> In Cistern
Access toilet seat bolts from...	<input type="checkbox"/> Underneath	<input type="checkbox"/> No Access
Is there access to a power point?	<input type="checkbox"/> Yes	<input type="checkbox"/> No
Is there tank water in use?	<input type="checkbox"/> Yes **	<input type="checkbox"/> No

* 'A' measurement must be a flat, straight line. If there is a curve or raised part in front of the cistern, please measure in front of that.

** If using tank water please provide a photo of the pump that shows model.

[CLICK HERE FOR TANK WATER REQUIREMENTS](#)

Section 5: ORDER FORM. **Please tick if required.**

If you require an Aerolet Electric Toilet lift, please fill out the Aerolet Evaluation Checklist.

Raisers	50mm <input type="checkbox"/>	80mm <input type="checkbox"/>	Arms	Bariatric Rails <input type="checkbox"/>	3-in-1 Arms <input type="checkbox"/>	Endeavor seat raiser & arms in 1 <input type="checkbox"/>
---------	-------------------------------	-------------------------------	------	--	--------------------------------------	---

BA08 ONLY

Tamper Proof Holder ☐

BA08/BA13 ONLY

3-way foot or hand control

(bidet comes with a handheld remote, this is an extra) ☐



PHOTO GUIDE - Below are examples of photos needed



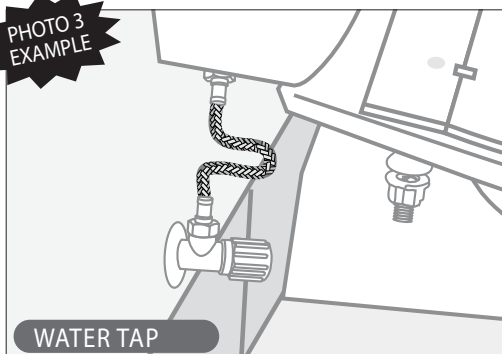
PHOTO 1
EXAMPLE



PHOTO 2
EXAMPLE



PHOTO 3
EXAMPLE



Fitting measurements needed

- (A) Front (centre) of cistern to front (centre) of bowl
- (B) Centre to centre of bolt holes
- (C) Back (inside centre) to front (inside centre) of bowl
- (D) Bolt holes to front of bowl
- (E) Measure from the floor to top of toilet bowl

INSTALLATION & PLUMBING

WARNING: THIS TOILET DOUCHE SEAT MUST BE INSTALLED WITH APPROPRIATE BACKFLOW PROTECTION CONFORMING TO THE NATIONAL CONSTRUCTION CODE – VOLUME THREE AND THE PCA.

Please note that not all apartment complexes are able to have individual RPZ valves installed. Please check with your building manager and/or plumber for further clarification.

SUBMIT FORM to OT@THEBIDETSHOP.COM.AU

If the client is DVA please submit this form and photos with the DOF and ATI.

Submit via email to ot@thebidetshop.com.au (or fax 07 5591 7766).

For assistance, please phone 07 5591 7744.

Specifications

Model	InteliClean Air 9000 Series
Filter	Dual Filtration System
Nozzle	3 Spray tip, Stainless steel shaft
Dimensions (WxHxD MM)	S: 400x165x500 E: 400x165x526
Net weight	8.5kg
Power Rating	AC 230V 50/60Hz 1470W
Sterilization	MF Filter & EM Ceramic

The InteliClean Air 9000 Series includes an Integral High Hazard Backflow Prevention Device complying with: AS2845.1&2; AS/NZS3500.1; and, the Plumbing code of Australia (PCA).




WARNING: THIS TOILET DOUCHE SEAT MUST BE INSTALLED WITH APPROPRIATE BACKFLOW PROTECTION CONFORMING TO THE NATIONAL CONSTRUCTION CODE - VOLUME THREE AND THE PCA.

For more information or to purchase contact:



The Bidet Shop on 1300 BIDEETS (that's 1300 243 387).
For OT support, press extension 3 or email ot@thebidetshop.com.au



For trade enquiries please contact InteliCorp on 1300 113 000.